

ATR07 Series

Features

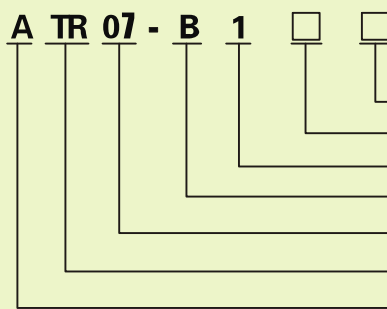
- High-performance CPU chips
- variety of operating modes
- various delays specifications contact
- double shows at the same time note time value and
- Dimensions: 96×96×80 (mm)



► Technical parameters

Type	ATR07-B1	ATR07-B2	ATR07-B3	ATR07-B4
Contact form	Convert-delay 1 , Reset (clear)	Convert-delay 2 , Reset (clear)	1-delay conversion, with instantaneous contact, Reset (clear)	2-delay conversion, with instantaneous contact, Reset (clear)
Operating voltage	12V, 24V, 36V, 48V, 110V, 220V, 380V, Wide voltage K: 85~264VAC			
Delay range	0.01S~99.99S, 1M~99H99M, 1S~99M99S			
Forms of work	Are free to set the timing (U), countdown (D) mode.			
Error	Action time to repeat the error $\pm 0.05\% \pm 50\text{ms}$, voltage error $\pm 0.05\% \pm 50\text{ms}$ (relative to the set ratio)			
Voltage range	85%~110% Rated voltage (DC12V为90%~110%)			
Mechanical life	1×10^6 OPS (5A AC250V COS ϕ =1, Switching frequency 1800 times / hour)			
Electrical life	1×10^5 OPS (No load, switching frequency 1800 times / hour)			
Power	$2W \leq 5VA$			
Timing Resolution	10ms			
Temperature&Humidity	0~50°C $\leq 95\%$ (Non-condensing)			
Maximum output current	3A 250VAC (Resistive load)			

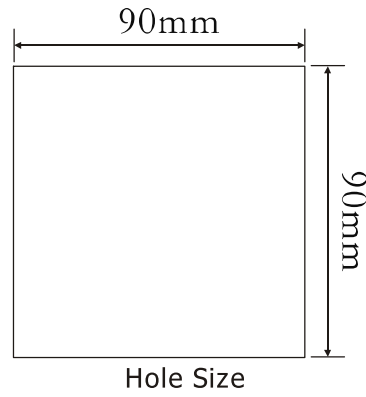
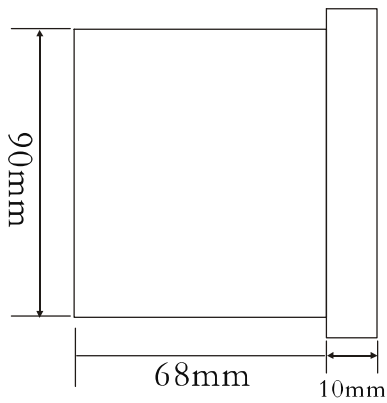
► Model description



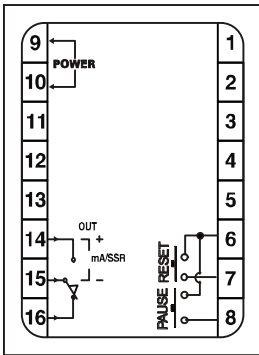
Operating voltage
Output mode
Forms of work
More time
Design Code
Time Relay
AIKS

Note:
Output mode:
space (no representation):
default setting for the relay output
(S: solid-state relay output, DR: that 0-12VDC output
The two kinds of output mode must be specified
when ordering)

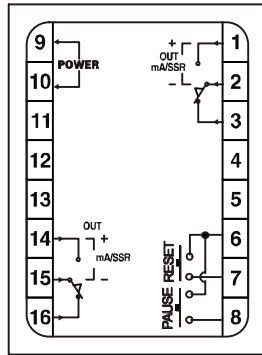
► **Layout, mounting dimensions** unit: mm



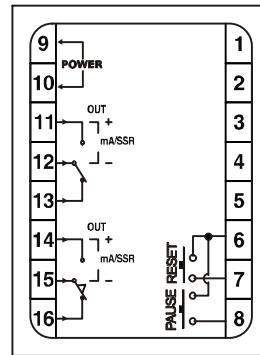
► **Wiring diagram**



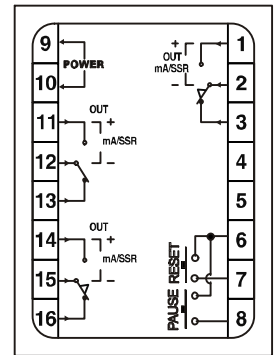
ATR07-B1



ATR07-B2



ATR07-B3



ATR07-B4

► **Wiring diagram shows**

