

## ARQ/T Series

### Features

- 10A switching capability (2C,3C, type)
- Long life (Min. 100,000 electrical operations)
- Industry standard 8 or 11 round terminals
- Coil voltage:6~380V AC,6~220VDC
- Sockets available



### ► CONTACT DATA

Contact arrangement	2C, 3C
Contact Resistance	< 50mΩ
Contact material	Ag alloy
Contact rating(Res.load)	10A 28VDC 10A 240VAC
Max.switching power	DC:280W AC:2400VA
Max.switching voltage	30VDC/286VAC
Max.switching current	10A
Mechanical endurance	1×10 <sup>7</sup> (次)
Electrical endurance	1×10 <sup>5</sup> (次)

### ► CHARACTERISTICS

Insulation resistance	≥ 500MΩ (500VDC)	
Dielectric strength	Between coil & contacts	1500VAC 1 min(漏电流 1min)
	Between open contacts	1000VAC 1min(漏电流 1min)
Operate time(at nomi.volt)	30ms max.	
Release time(at nomi.volt)	30ms max.	
Shock resistance	Functional	98m/s <sup>2</sup>
	Destructive	980m/s <sup>2</sup>
Vibration resistance	10Hz ~55Hz 1.5mm DA	
Humidity	35%~85% RH	
Ambient temperature	-25℃ ~55℃	
Termination	PCB	
Unit weight	Approx.100g	
Construction	Plug	

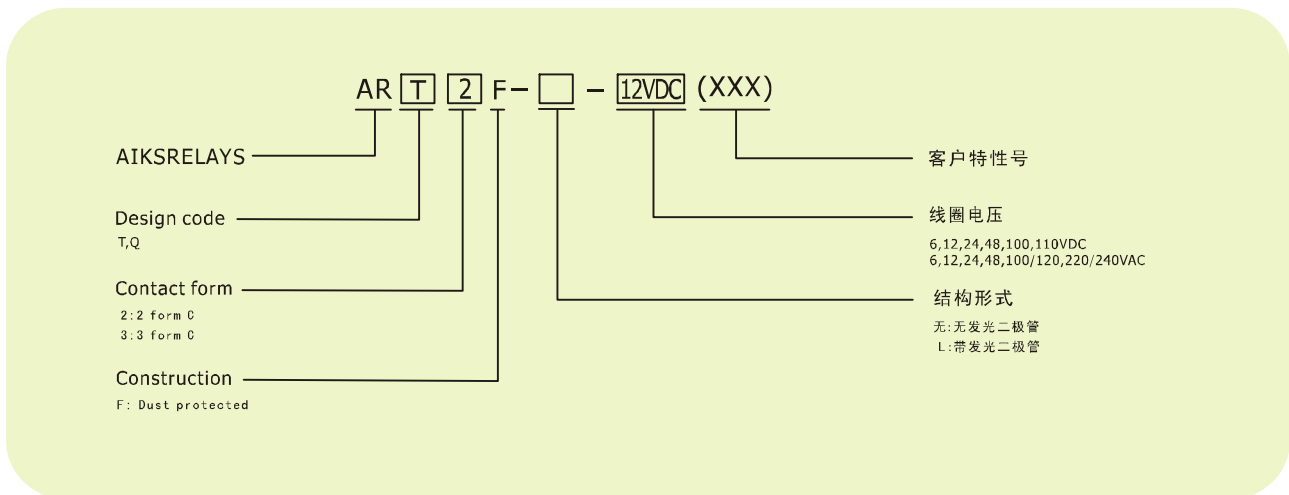
► COIL DATA

Coil power	VDC: 1.5W; VAC: 2.5VA
------------	-----------------------

Nominal Voltage VDC	Pick-up Voltage VDC	Drop-out Voltage VDC	Max.Allowable Voltage VDC at 85°C	Coil Resistance Ω
6	4.80	0.60	7.20	23.5 × (1 ± 10%)
12	9.60	1.20	14.4	95 × (1 ± 10%)
24	19.2	2.40	28.8	430 × (1 ± 10%)
48	38.4	4.80	57.6	1630 × (1 ± 10%)
100	80.0	10.0	120	6800 × (1 ± 10%)
110	88.0	11.0	132	7300 × (1 ± 10%)

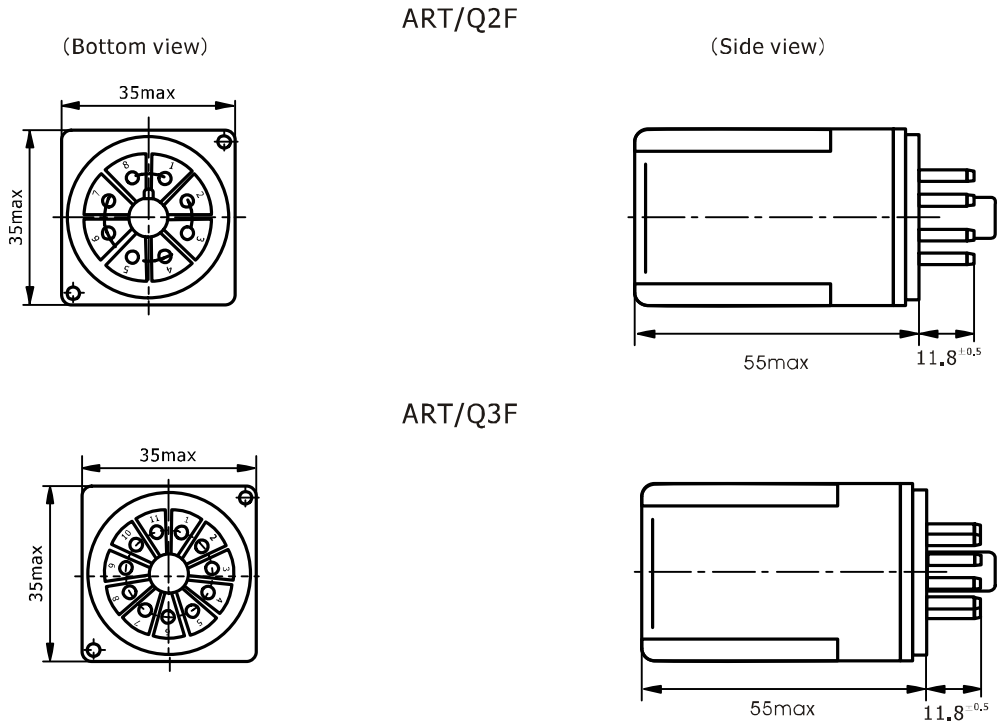
Nominal Voltage VDC	Pick-up Voltage VDC	Drop-out Voltage VDC	Max.Allowable Voltage VDC at 85°C	Coil Resistance Ω
6	4.80	1.80	7.20	3.9 × (1 ± 10%)
12	9.60	3.60	14.4	16.9 × (1 ± 10%)
24	19.2	7.20	28.8	70 × (1 ± 10%)
48	38.4	14.4	57.6	315 × (1 ± 10%)
110/120	88.0	36.0	132	1600 × (1 ± 10%)
220/240	176	72.0	264	6800 × (1 ± 10%)

► MODEL DESCRIPTION

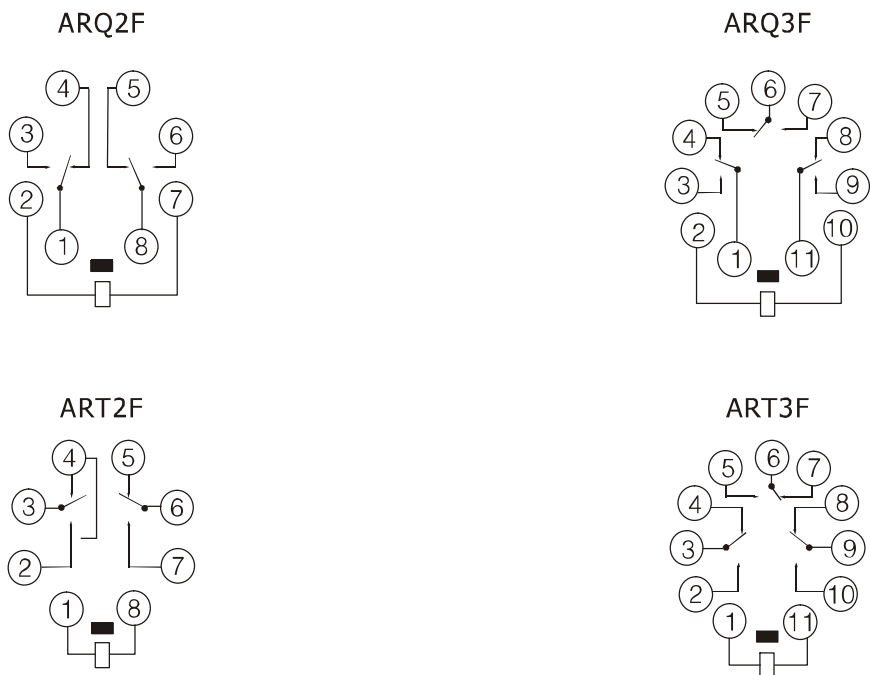


▶ OUTLINE DIMENSIONS, WIRING DIAGRAM AND PC BOARD LAYOUT Unit: mm

Outline dimensions



Wiring diagram



► Characteristic curves

