

ARN3 Series

Features

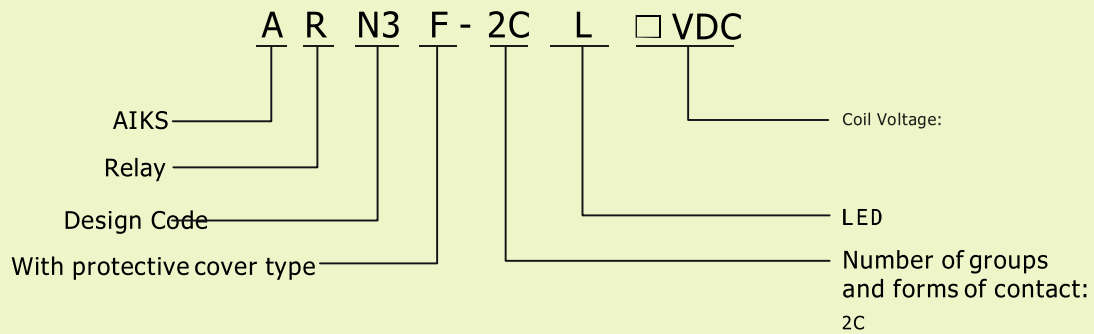
- With instantaneous and self-locking test button and action instruction
- Group 2 changeover contacts with the form of 2C 10A
- Transparent dust cover, a variety of installation
- With a variety of outlets to choose from
- Dimensions: 27.4×21.0×40 (mm)



► Technical parameters

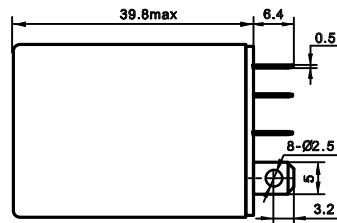
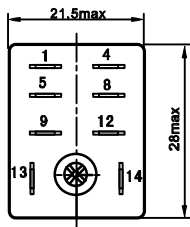
Contact arrangement		2C
Contact material		银合金Silver Alloy (镀金)
Contact capacity		10A/28VDC 240VAC
Contact Resistance		≤50mΩ
Coil power	AC(VA)	1.2
	DC(W)	0.9
Coil voltage	AC(V)	6 ~ 380V
	DC(V)	6 ~ 220V
Operate time(at nomi.volt)		≤20ms
Release time(at nomi.volt)		≤20ms
Pull-in voltage		DC: ≤75%、AC: ≤80%
Release Voltage		DC: ≥10%、AC: ≥30%
Max voltage		110%
Shock resistance	Between open contacts	1000VAC/1min (Leakage current 1mA)
	Contact group	1200VAC/1min (Leakage current 1mA)
	Coil to contacts	1500VAC/1min (Leakage current 1mA)
Insulation resistance		≥500MΩ (500VDC)
Work Life	Electrical	≥1×10 ⁵ Ops (1800 Ops/h)
	Mechanical	≥1×10 ⁷ Ops (18000 Ops/h)
Ambient temperature		-25 ~ +55℃
Humidity		35% ~ 85%RH
Atmospheric pressure		86 ~ 106KPa
Impact resistance		10G (Half sine wave pulse: 11ms)
Vibration Resistance		10 ~ 55Hz DA: 1.0mm
Termination		PCB
Construction		Dust protected
With socket		ARS05 Series
Unit weight		40g

► Model Comments



Note: Model suffix letter after another meaning: D or CR for the coil-protected;

► OUTLINE DIMENSIONS, WIRING DIAGRAM AND PC BOARD LAYOUT Unit: mm



Wiring diagram

ARN3F-2CL

(With light-emitting diodes)

